

INVEST IN THE BEST

HONDA



GARDEN RANGE 2020-21

Love my Honda

Battery power is now

We've just launched a range of premium battery power equipment with all the quality, performance and durability you expect from Honda. Recommended for professionals and incredibly easy to use, the Honda Battery range requires very little maintenance and no fuel.

Here's what you need to know about the Honda battery range.

- You can work with less noise.
- There's no need to refuel so you can work with fewer breaks.
- All tools in the range are powered by our new Honda Universal Battery System.
- The battery delivers sustained power throughout the duration of its charge.
- With a fast charge time, you never need to stop for long.
- The entire range is designed for use in all weather conditions.



HHB36
BLOWER

RRP **\$549**
SKIN ONLY

- Powerful brushless motor
- Contractor Quality
- Powerful & Superior Air Volume 730-860m³/h (nozzle dependant)
- Interchangeable flat and round nozzles included for advanced versatility
- Weight assisting belt included for optimum handling
- Compatible with 4Ah, 6Ah and 9Ah Honda battery range



HHT36
BRUSHCUTTER

RRP **\$849**
SKIN ONLY


- Powerful brushless motor
- Contractor Quality
- Low vibration
- Stall Free Operation with its intelligent auto release
- Ergonomically designed bike handle for comfort and reduced fatigue
- Fully adjustable harness and 3-tooth blade and line head included
- Compatible with 4Ah, 6Ah and 9Ah Honda battery range



HHH36
HEDGE CUTTER

RRP **\$879**
SKIN ONLY

- Powerful brushless motor
- Contractor Quality
- Low vibration
- 600mm Swiss Steel cutting blades
- Stall Free Operation with its intelligent auto release
- 3-way adjustable rear handle
- Optional weight assisting belt for optimum handling**
- Compatible with 4Ah, 6Ah and 9Ah Honda battery range



CORDLESS+ PERFORMANCE SERIES

Honda power.

How's this for convenience? Use the same battery for every product you own.

Universal Battery System

This new Honda range is powered by Honda's Universal Battery System. Simple and convenient to use, a single lithium-ion battery is paired with a single charger to work across the entire range. There's no need for different batteries for each product you own. Three battery sizes are available to you - 4Ah, 6Ah and 9Ah. What's more, the LCD screen on the 9Ah lets you know instantly how much battery life and charge time you have left.

Thermo-Smart Technology

Quality and performance are assured with Honda Thermo-Smart, a class-leading technology that keeps the battery cool, even in demanding conditions and over long periods of use.

ONE CHARGER



BATTERY CHARGER
CV3680XA

CHARGER
RRP **\$149**

THREE BATTERY OPTIONS



36V 4AH
DP3640XA

36V 4AH
RRP **\$299**



36V 6AH
DP3660XA

36V 6AH
RRP **\$359**



36V 9AH
DPW3690XA

36V 9AH
RRP **\$675**

BATTERY RUN AND CHARGE TIME

BATTERY	4Ah	6Ah	9Ah
CHARGE TIME (MINS)	35	55	77
HHB36 BLOWER			
RUN TIME (MINS)	12	18	27
HHT36 BRUSHCUTTER			
RUN TIME (MINS) - BLADE HEAD	60	90	135
RUN TIME (MINS) - LINE HEAD	33	50	75
HHH36 HEDGE CUTTER			
RUN TIME (MINS)	56	84	126

	CHARGING CURRENT AMPS	WEIGHT (KG)	USE
36V 4.0AH - DP3640XA	8	1.3	Medium garden
36V 6.0AH - DP3660XA	8	1.3	Large garden
36V 9.0AH - DPW3690XA	8	2.3	Professional



RRP **\$949**
SKIN ONLY

IZY-ON
HRG416 XB BATTERY PUSH MOWER

- Easy start push button
- Six cutting height positions
- 41cm (16") pressed steel, powder coated deck
- Powerful 1.0kW brushless motor
- Compatible with 4Ah, 6Ah and 9Ah Honda battery range

NEW

Weatherproof

Battery powered

2 Year Warranty



RRP **\$1149**
SKIN ONLY

IZY-ON
HRG466 XB SELF-PROPELLED BATTERY MOWER

- Versamow™ selective mulching function
- Easy start push button
- Six cutting height positions
- 46cm (18") pressed steel, powder coated deck
- Powerful 1.8kW brushless motor
- Compatible with 4Ah, 6Ah and 9Ah Honda battery range

Weatherproof

Battery powered

2 Year Warranty

**Using a flat nozzle *Only using 36V 9.0Ah battery **Optional weight assisting belt not included *Conditions apply †For optimum battery performance, 6Ah and 9Ah batteries are recommended for the HRG416 and HRG466.

DOMESTIC MOWERS

4-STROKE
\$899
 RRP

HRU19 BUFFALO PREMIUM
 PUSH MOWER



Medium Lawn



Mow-Safe Technology



19" Cutter Deck



Swing Back Blade



54 Litre Catcher



4 Year Warranty*

- New GCV170 4-Stroke Engine
- Engine brake technology
- Mulching function
- New height adjust control
- Improved bagging performance with wide open discharge
- Improved engine brake lever for comfort

HRU19M2PKUH

4-STROKE
\$749
 RRP

HRS216PKU
 SIDE CHUTE



Small to Medium Lawn



Bar Blade



21" Cutter Deck



2 Year Warranty!



Mow-Safe Technology



Engine Brake

- GCV160 4-Stroke Engine
- Engine brake technology
- Side discharge chute
- Mulching function

HRS216K7PKUA



4-STROKE
\$799
 RRP

HRN216PKU
 ENGINE BRAKE
 PUSH MOWER



Medium to Large Lawn



Engine Brake



21" Lightweight Steel Deck



Mulching Function



Large 66 Litre Grass Catcher



2 Year Warranty†

- Honda's latest and greatest powerful GCV170 engine pumped with power & torque
- Low noise and vibration
- Easy to start and re-start
- Starts first time, every time



NEW, MORE POWERFUL ENGINE

LOW NOISE

STARTS FIRST TIME

EASY TO FUEL

EASY TO HANDLE

EASY MULCHING

HRN216PKUA

HRN216VKU
 ENGINE BRAKE SELF PROPELLED

4-STROKE
\$899
 RRP



Medium to Large Lawn



Large 66 Litre Grass Catcher



Engine Brake



21" Lightweight Steel Deck



Mulching Function



2 Year Warranty†

- Honda's latest and greatest powerful GCV170 engine pumped with power & torque
- Low noise and vibration
- Easy to start and re-start
- Starts first time, every time

HRN216VKUA

HRN216VYU
 BLADE BRAKE SELF PROPELLED

4-STROKE
\$999
 RRP



Medium to Large Lawn



Large 66 Litre Grass Catcher



Blade Brake



21" Lightweight Steel Deck



Mulching Function



2 Year Warranty†

- Honda's latest and greatest powerful GCV170 engine pumped with power & torque
- Low noise and vibration
- Easy to start and re-start
- Starts first time, every time
- Throttle control

HRN216VYUA

PREMIUM DOMESTIC MOWERS

4-STROKE
RRP **\$1399**

HRX217HYU
SELF PROPELLED



Medium to Large Lawn



Mow-Safe Technology



21" Cutter Deck



Bar Blade



88 Litre Catcher



2 Year Warranty[†]

- New GCV200 4-Stroke Engine
- Blade brake technology
- MicroCut® Twin Blades
- 4-in-1 Versamow System™ with Clip Director®
- NeXite® Deck
- Self propelled, hydrostatic cruise control

HRX217K6HYUA

4-STROKE
RRP **\$1599**

HRX217HZU
ELECTRIC START



Medium to Large Lawn



Mow-Safe Technology



21" Cutter Deck



Bar Blade



88 Litre Catcher



2 Year Warranty[†]



Electric Start



- New GCV200 4-Stroke Engine
- Blade brake technology
- MicroCut® Twin Blades

- 4-in-1 Versamow System™ with Clip Director®
- NeXite® Deck

- Self-charging electric start
- Self propelled, hydrostatic cruise control

HRX217K6HZUA

MOWER FEATURES



NEXITE® DECK

Extremely tough polymer material that will never rust, resists corrosion and abrasion and is super strong. HRX models only.



STEEL DECK

Rugged, durable steel deck is designed for long life. HRS and HRN models only.



ELECTRIC START

Effortless self-charging key start, to reduce the need for "plug in" charging. HRX217HZU only.



MOW-SAFE – ENGINE BRAKE

A safety feature that stops the blades and engine within 3 seconds upon release of the handle.



MOW-SAFE – BLADE BRAKE

A safety feature that stops the blades within 3 seconds upon release of the handle, while the engine continues to run.



SIDE CHUTE

Unique to the HRS model, the side chute system means no wasted time emptying a grass catcher. HRS216PKU only.



4-IN-1 VERSAMOW SYSTEM™ WITH CLIP DIRECTOR®

Honda's revolutionary Versamow System™ allows you to mulch, bag, discharge and shred leaves – or even a combination of mulching and bagging! Just slide the convenient Clip Director® knob to choose how much grass is bagged or mulched. No tools or costly attachments needed. HRX models only.



3-IN-1 SYSTEM WITH CLIP DIRECTOR®

Slide the Clip Director® to switch from mulching to bagging or discharge with just one touch. No need for a mulch plug or other attachments. HRN models only.



MICROCUT® TWIN BLADE SYSTEM

Honda's exclusive MicroCut® Twin Blade System uses four cutting surfaces that result in ultra fine clippings for superior mulching and up to 30% more clippings per bag. HRN and HRX models only.



SMART DRIVE

Easily adjust the mower's speed to your pace by rotating the control. Five position adjustable control for comfort. Variable speed from 0-6.5km/h. HRN216VKU and HRN216VYU models only.



HYDROSTATIC CRUISE CONTROL

Honda's Hydrostatic Cruise Control allows precise speed control that's fully adjustable from 0-6.5km/h. HRX models only.



EASY FOLD HANDLE

Easily adjust the handle to different comfortable mowing positions, or fold over for storage. HRS, HRN and HRX models only.

COMMERCIAL MOWERS

“ I have a HRU196 I purchased in 1990. 28 years of great service, still starts first time. Can't kill the thing! ”
Peter D.

4-STROKE
\$1129
RRP

HRU196 BUFFALO PRO
ENGINE BRAKE — PUSH MOWER



Medium to Large Lawn



Mow-Safe Technology



19" Cutter Deck



Swing Back Blade



54 Litre Catcher



4 Year Warranty*

- GXV160 4-Stroke Engine
- Engine brake technology
- Improved mulching function
- Wide open discharge

HRU196M2PWUH

4-STROKE
\$1229
RRP

HRU196 BUFFALO PRO
BLADE BRAKE — PUSH MOWER



Medium to Large Lawn



Mow-Safe Technology



19" Cutter Deck



Swing Back Blade



54 Litre Catcher



4 Year Warranty*

- GXV160 4-Stroke Engine
- Blade brake technology
- Improved mulching function
- Wide open discharge



HRU196M2PBUH



HRU MOWER RANGE ASSEMBLED IN AUSTRALIA.

Honda goes to extraordinary lengths to ensure best-in-market quality. We begin with the highest quality components, with each part individually inspected before entering the production line. We then build each mower, part by part, exceeding Australian industry standards at every stage. This exacting process involves multiple quality checks during and after production, including test-firing, to check ease of starting and the quietness of Honda's legendary 4-stroke engines.



4-STROKE
\$1769
RRP

HRU216 BUFFALO PRO SELF PROPELLED

-  Large Lawn
-  Mow-Safe Technology
-  21" Cutter Deck
-  Swing Back Blade
-  70 Litre Catcher
-  4 Year Warranty*



- GXV160 4-Stroke Engine
- Blade brake technology
- Improved mulching function
- 70 Litre catcher with Dacron dust deflector
- 3-speed shaft driven mechanical gearbox



HRU216M3TBUH

LAWNMOWER SPECIFICATIONS

DOMESTIC RANGE					
Product Code	HRU19M2	HRS216PKU	HRN216PKU	HRN216VKU	HRN216VYU
	PUSH MOWER HRU19M2PKUH	SIDE CHUTE HRS216K7PKUA	PUSH MOWER HRN216PKUA	SELF PROPELLED HRN216VKUA	SELF PROPELLED HRN216VYUA
MOW-SAFE TECHNOLOGY	ENGINE BRAKE	ENGINE BRAKE	ENGINE BRAKE	ENGINE BRAKE	BLADE BRAKE
Engine	GCV170	GCV160	GCV170	GCV170	GCV170
Engine Spec	OHV/OHC	OHV/OHC	OHC	OHC	OHC
Auto Choke	Yes	Yes	Yes	Yes	Yes
Chassis	Cast Aluminium	Solid Steel	Solid Steel	Solid Steel	Solid Steel
Cutting Width	19" (470mm)	21" (530mm)	21" (530mm)	21" (530mm)	21" (530mm)
Cutting Height Adjustment	1 Lever	4 Wheels	Front & Rear	Front & Rear	Front & Rear
Cutting Height Range	11 Stages 16-80mm	6 Stages 30-100mm	7 Stages 25-101mm	7 Stages 25-101mm	7 Stages 25-101mm
Self Propelled	No	No	No	Yes	Yes
Speeds	Push	Push	Push	Variable	Variable
Wheel Diameter (mm)	200	200	200	200	200
Catcher Capacity	54 Litres	-	66 Litres	66 Litres	66 Litres
Fuel Type	Unleaded	Unleaded	Unleaded	Unleaded	Unleaded
Fuel Tank Capacity	0.91 Litres	0.93 Litres	0.93 Litres	0.93 Litres	0.93 Litres
Mulching Capability	Yes	Yes	Yes	Yes	Yes
Rear Discharge Capability	No	No	Yes	Yes	Yes
Wash Port	Yes	No	No	No	No
Blade Type	Swing Back Blade	Bar Blade	Bar Blade	Bar Blade	Bar Blade
RRP	\$899	\$749	\$799	\$899	\$999

PREMIUM DOMESTIC RANGE		COMMERCIAL RANGE		
HRX217HYU	HRX217HZU	HRU196 BUFFALO PRO	HRU196 BUFFALO PRO	HRU216 BUFFALO PRO
SELF PROPELLED HRX217K6HYUA	ELECTRIC START HRX217K6HZUA	PUSH MOWER HRU196M2PWUH	PUSH MOWER HRU196M2PBUH	SELF PROPELLED HRU216M3TBUH
BLADE BRAKE	BLADE BRAKE	ENGINE BRAKE	BLADE BRAKE	BLADE BRAKE
GCV200	GCV200	GXV160	GXV160	GXV160
OHV/OHC	OHV/OHC	OHV with Cast-Iron Bore	OHV with Cast-Iron Bore	OHV with Cast-Iron Bore
Yes	Yes	Manual	Manual	Manual
NeXite®	NeXite®	Cast Aluminium	Cast Aluminium	Cast Aluminium
21" (530mm)	21" (530mm)	19" (470mm)	19" (470mm)	21" (530mm)
4 Wheels	4 Wheels	1 Lever	1 Lever	1 Lever
7 Stages 19-100mm	7 Stages 19-100mm	11 Stages 16-80mm	11 Stages 16-80mm	11 Stages 16-78mm
Yes	Yes	No	No	Yes
Variable	Variable	Push	Push	3 Speed
230	230	200	200	200
88 Litres	88 Litres	54 Litres	54 Litres	70 Litres
Unleaded	Unleaded	Unleaded	Unleaded	Unleaded
0.93 Litres	0.93 Litres	1.5 Litres	1.5 Litres	1.5 Litres
Yes	Yes	Yes	Yes	Yes
Yes	Yes	No	No	Yes
No	No	Yes	Yes	Yes
Bar Blade	Bar Blade	Swing Back Blade	Swing Back Blade	Swing Back Blade
\$1399	\$1599	\$1129	\$1229	\$1769

HONDA HANDHELD RANGE



UMS425

BENT SHAFT LINE TRIMMER

4-STROKE
RRP **\$379**

- Easy-to-use 'tap and go' nylon line head
- Includes safety goggles
- Easy Start



4 Year Warranty*



GX25cc Engine



360° Operation



No Fuel Mixing

UMS425UDLTU2

WORLD'S BEST SELLING
4-STROKE
LINE TRIMMER
NEW & IMPROVED

“ I've had my UMK425 for 9 years - a great machine. I use it professionally and replace the oil myself. She is getting old but I'll buy the same one again!
 – Henk ”



UMK425
 LOOP HANDLE BRUSHCUTTER

\$539
 RRP 4-STROKE

- Optional blade kit available
- Safety goggles and single operator harness included
- Anti-vibration engine mount
- Easy-to-use 'tap and go' nylon line head
- No Fuel Mixing

4 Year Warranty* GX25cc Engine Contractor Quality 360° Operation

UMK425
 BIKE HANDLE BRUSHCUTTER

\$719
 RRP 4-STROKE

- Safety goggles and full operator harness included
- Easy-to-use 'tap and go' nylon line head
- Anti-vibration engine mount
- Includes 4-tooth blade kit
- No Fuel Mixing

4 Year Warranty* GX25cc Engine Contractor Quality 360° Operation


UMK425ULTUT

UMK425UUGUT

UMK435
 LOOP HANDLE BRUSHCUTTER

Same great features as the UMK425 loop handle but with a larger engine capacity

Includes free 4-tooth blade kit and single operator harness




\$769
 RRP 4-STROKE

GX35cc Engine

UMK435
 BIKE HANDLE BRUSHCUTTER

Same great features as the UMK425 bike handle but with a larger engine capacity

Includes free 4-tooth blade kit and full operator harness



\$819
 RRP 4-STROKE

GX35cc Engine

UMK435ULGUT

UMK435UUGUT

ATTACHMENTS FOR UMK425/UMK435



NEW TRIMMER LINE

Round Trimmer Line
 2.4x125G L1024UMK125RD **\$10.43**
 2.4x225G L1024UMK225RD **\$16.21**

Silent Trimmer Line
 2.4x125G L1024UMK125ST **\$10.43**
 2.4x225G L1024UMK225ST **\$16.21**

Star Trimmer Line
 2.4x125G L1024UMK125SR **\$10.43**
 2.4x225G L1024UMK225SR **\$16.21**

HEDGETRIMMER ATTACHMENT

\$364
 RRP

The hedgetrimmer attachment is purposely designed to attach to Honda's straight shaft (UMK425/UMK435) brushcutter.

Part No. 06260VL6000HE

PRUNER ATTACHMENT

\$364
 RRP

The pruner attachment is designed for trimming and cutting high branches in commercial and domestic applications. It is purposely designed to attach to Honda's straight shaft (UMK425/UMK435) brushcutter.

Part No. 06250VL6000HE

HONDA HANDHELD RANGE



NEW

UMK450 BIKE HANDLE BRUSHCUTTER

4-STROKE
\$949
RRP

- Safety goggles and full operator harness included
- Ergonomic Bike Handle
- 3-tooth cutter blade (bump head optional)
- Commercial 2HP GX50 4-Stroke Engine



4 Year Warranty*



GX50cc Engine



Contractor Quality



360° Operation



No Fuel Mixing

UMK450TU3UT

Genuine Honda Parts and Accessories



HONDA EARMUFFS

Padded headband, fully adjustable.
Part No. L08EM006R
\$24.95



HONDA OIL

Recommended for use in all Honda Power Equipment products.
1L L1002P08001 **\$13.27**
4L L1002P08006 **\$41.37**



HONDA AIR FILTERS

Genuine Honda Air Filters available at all authorised Honda Power Equipment Dealerships.

“

My new Honda has been a game changer for me and has made pruning a lot easier and safer. Happy to recommend.

– Angus S.

”

HHH25D
HEDGE CUTTER

4-STROKE
\$899
RRP

- 2-motion throttle trigger
- Low emissions and fuel consumption
- 3-way, adjustable rear handle
- Easy Start

- 4 Year Warranty*
- GX25cc Engine
- 720mm Cutting Blade
- Contractor Quality
- 360° Operation
- No Fuel Mixing

HHH25D75UT

Safety first!
Fully adjustable
Honda Earmuffs with padded headband.
See page opposite

HHB25
BLOWER

4-STROKE
\$499
RRP

- Unique anti-suction fan cover
- Easy Start
- Low emissions and fuel consumption
- No Fuel Mixing

- 4 Year Warranty*
- GX25cc Engine
- 252km/h Wind Velocity
- Air Volume 630m3/h
- Contractor Quality
- 360° Operation



HHB25UT

VERSATOOL RANGE

1 SELECT POWERHEAD



UMC425
POWERHEAD



\$539
RRP

ALSO AVAILABLE WITH GX35cc ENGINE UMC435

\$649
RRP

UMC425ULAUT

UMC435ULAUT

2 SELECT ATTACHMENTS



BRUSHCUTTER **\$199**
RRP

Designed for cutting and clearing, making lawn maintenance easy
Ergonomically designed easy-grip loop handle
Durable 'tap and go' nylon head

SSBCU



CULTIVATOR **\$399**
RRP

Makes tilling, aerating and cultivating of soil easy 170mm width makes the cultivation of garden beds and lawns simple and stress-free.

SSCLU



HEDGETRIMMER (SHORT SHAFT) **\$389**
RRP

A lighter, more compact version of the Hedge trimmer (Long Shaft)
Perfect for the domestic operator
Features a 550mm double-sided blade with a 90mm shaft length

SSHHSU



BLOWER **\$199**
RRP

One of the most compact and lightweight blower attachments available
Easily keeps garden paths, driveways, lawns and verandas free of leaves and debris

SSBLU



HEDGETRIMMER (LONG SHAFT) **\$399**
RRP

Longer attachment designed for trimming foliage and tall hedges
Perfect for the commercial contractor
Features a 550mm double-sided blade with a 600mm shaft length

SSHHLU



EDGER **\$249**
RRP

The perfect tool to keep unsightly weeds and grass from popping up
Easy-to-use adjustable height mechanism

SSETU



PRUNER **\$389**
RRP

Designed for trimming, pruning and cutting high branches
Features a 12" bar length with a 3/8" Oregon saw chain
Suitable for domestic and commercial settings
Overall Pruner Length 1065mm

SSPPU



EXTENSION POLE **\$139**
RRP

Lightweight extension pole allows for more reach with an extra 1085mm length
Suitable for the Pruner and Hedge trimmer (Short Shaft) attachments

SSESLU

TILLER RANGE



FG110 OPTIONAL ACCESSORIES



Aerator
06727V25000



Edger
06728V25000



Heavy-Duty Digging Tines
06726V25010



De-Thatcher
06720V25000

FG110

Fold over handles for convenience



4 Year Warranty*



GX25cc Engine



Tilling Width
230mm



Tilling Depth
203mm

\$839
RRP

FG110K1UT



4 Year Warranty*



GXV57 Engine



Tilling Width
545mm



Tilling Depth
280mm

F220

• Multi-step adjustable handles

\$1519
RRP

F220UT4



4 Year Warranty*



GX160 Engine



Tilling Width
914mm



Tilling Depth
280mm

F501

• 2 forward gears and 1 reverse

\$2199
RRP

F501K8UH



Counter Rotating Tines



4 Year Warranty*



GX200 Engine



Tilling Width
600mm



Tilling Depth
120mm

FR750

• 2 forward gears and 1 reverse
• Diff Lock Option - Improves traction

\$4399
RRP

FR750K3U1



4 Year Warranty*



GX240 Engine



Tilling Width
500mm



Tilling Depth
100mm

FRC800

• 3 forward gears and 1 reverse

\$3869
RRP

FRC800K1U1

VOLUME, TRASH AND HIGH PRESSURE PUMPS

VOLUME PUMPS



WX10 ^{4-STROKE}
RRP **\$499**

- Economical 1" volume pump
- Maximum total head 37m
- Maximum suction head 8m
- Delivers 120L/min capacity
- Lightweight 6.1kg

WX10TU



WX15 ^{4-STROKE}
RRP **\$699**

- Economical 1.5" volume pump
- Maximum total head 37m
- Maximum suction head 8m
- Delivers 280L/min capacity
- Lightweight 9kg

WX15TU



WB20 ^{4-STROKE}
RRP **\$699**

- Portable 2" volume pump
- Maximum total head 32m
- Maximum suction head 7.5m
- Delivers 620L/min capacity

WB20XT4DRXU



WB30 ^{4-STROKE}
RRP **\$899**

- Portable 3" volume pump
- Maximum total head 23m
- Maximum suction head 7.5m
- Delivers 1100L/min capacity

WB30XT3DRXU

HIGH PRESSURE PUMPS



WH15XT ^{4-STROKE}
RRP **\$799**

- Portable 1.5" high pressure pump
- Maximum total head 40m
- Maximum suction head 8m
- Delivers 370L/min capacity

WH15XT2UX



WH20XT ^{4-STROKE}
RRP **\$899**

- Portable 2" high pressure pump
- Maximum total head 45m
- Maximum suction head 8m
- Delivers 450L/min capacity
- Frame version \$899 (WH20XTUFX)

WH20XTUX / WH20XTUFX



WT20 ^{4-STROKE}
RRP **\$2029**

- Portable 2" trash pump
- Maximum total head 30m
- Maximum suction head 8m
- Delivers 710L/min capacity

WT20XK4UD4



WT30 ^{4-STROKE}
RRP **\$2359**

- Portable 3" trash pump
- Maximum total head 27m
- Maximum suction head 8m
- Delivers a massive 1210L/min capacity

WT30XK4UD4

ENGINES



**GX MINI
4-STROKE**

- 25cc, 35cc & 50cc models available
- Fully inclinable OHC engine
- 360° operation



**GCV
SERIES**

- Brand new engine
- 170cc & 200cc models
- Vertical shaft engines
- OHV domestic engine



**GX
SERIES**

- More than 70 model variants to choose from
- Horizontal shaft
- OHV commercial engine



**GXV
SERIES**

- Three different horsepower models available
- Vertical shaft engines
- OHV commercial engine



**GX V-TWIN
SERIES**

- New generation V-twins
- Three different horsepower over seven models
- OHV commercial engine



**GP
SERIES**

- 160cc & 200cc
- Perfect for light use and domestic applications

SUPER QUIET GENERATORS

3-STEP PROCESS TO ENSURE YOU GET THE RIGHT GENERATOR

1. WHAT DO YOU WANT TO POWER?

Whether you have a small caravan or something a little more substantial, knowing your appliance ratings is going to help you in the long run. Write a list of all the appliances you want to have running at one time. Then find out the ratings of each appliance. You need to take into account start-up power.

2. FACTOR IN START-UP POWER

Start-up power is simply the power an appliance needs to begin operating. Appliances that run an electric motor (air conditioners and water pumps) can require 3 times the operating load but this is usually only needed for a very short period. Check the compliance plate on the unit for specifications.

3. PICK THE GENERATOR THAT SUITS YOUR NEEDS

If you look at your list, there's a high chance you're not going to need everything running at once. A kettle draws a lot of power but only runs for a minute or so, it won't hurt to turn off some appliances while the kettle boils. Just make sure you have the essentials covered. Let's say your total running power requirement is 1500W, with a start-up power requirement of 1900W, then the Honda EU22i Generator will be the right fit.

If you are unsure, consult your Authorised Honda Dealer.



EU22i



4 Year Warranty*



2200W Max Output



Inverter Technology



8 Operating Hours*



Commercial Quality

4-STROKE
\$2099
RRP

- Greater fuel efficiency via Built-in Eco-Throttle
- Engine protected by low oil alert system
- Increased diameter of oil filler for improved draining and catching of oil

- Improved run dry switch allows the engine to continue running until majority of fuel is consumed before engine shuts off. This prevents stale fuel and is useful for storing.

EU22iU4

*With Eco-Throttle switched on when rated at 1/4 output. Usage applications are recommendations only.

honda.com.au | 19

SUPER QUIET GENERATORS



- 4 Year Warranty*
- 1000W Max Output
- Inverter Technology
- 8 Operating Hours*
- Commercial Quality



- 4 Year Warranty*
- 3000W Max Output
- Inverter Technology
- 7.7 Operating Hours*
- Commercial Quality

EU10i

4-STROKE
\$1499
RRP

- Greater fuel efficiency via Built-in Eco-Throttle
- Engine protected by low oil alert system
- Our lightest inverter generator

EU10IT1U4

EU30iu

HANDY

4-STROKE
\$3399
RRP

- Greater fuel efficiency via Built-in Eco-Throttle
- Easy use handle and high mobility tyres
- Engine protected by low oil alert system

EU30iK1U4



- 4 Year Warranty*
- 3000W Max Output
- Inverter Technology
- 20 Operating Hours*
- Commercial Quality

EU30is

ELECTRIC START

4-STROKE
\$4239
RRP

- Greater fuel efficiency via Built-in Eco-Throttle
- Engine protected by low oil alert system
- Hassle-free Key Start

EU30IS1U4



- 4 Year Warranty*
- 7000W Max Output
- Inverter Technology
- 18 Operating Hours*
- Commercial Quality

EU70is

ELECTRIC START

4-STROKE
\$6669
RRP

- Greater fuel efficiency via Built-in Eco-Throttle
- Better than commercial quality electricity thanks to microcomputer controlled Sine-Wave inverter
- Engine protected by low oil alert system
- Easy storage and transport with a fold down handle and large diameter wheels
- Hassle-free Push Button Electric Start

*Lifting kit: 06531Z11E00ZA
Wired remote control cable:
10m – 32380Z37800ZA
30m – 32380Z37820ZA*

EU70ISUT4

SPECIFICATION CHART AND ACCESSORIES

SUPER QUIET GENERATORS

MODEL	EU10i	EU22i	EU30iu Handy	EU30is	EU70is
Full Model Code	EU10iT1U	EU22iTU	EU30iK1U	EU30iS1U	EU70iSUT
Engine	GXH50T	GXR120	GX160K1	GX200	GX390
Fuel Tank Capacity	2.1 Litres	3.6 Litres	5.9 Litres	13 Litres	19.2 Litres
Continuous Operating Hours	8hr*/4hr	8hr*/4hr	7.7hr*/3.5hr	20hr*/7.1hr	18hr*/6.5hr
dB Sound Pressure (at 7m)**	52dB(A)*/58dB(A)**	-	57dB(A)*/65dB(A)**	52dB(A)*/65dB(A)**	-
LwA Sound Power (at 4m)**	-	LwA 91dB(A)**	-	-	LwA 90dB(A)**
GENERATOR					
Max. AC Output (power factor 1.0)	1000VA	2200VA	3000VA	3000VA	7000VA
Rated AC Output	900VA	1800VA	2600VA	2800VA	5500VA
DC Rated Output for Charging Automotive Batteries Only	8A	8.3A	8.3A	12A	N/A
DIMENSIONS					
LxWxH (mm)	451 x 242 x 379	511 x 290 x 425	622 x 379 x 489	658 x 447 x 558	848 x 700 x 721
Dry Weight	13kg	21kg	35.2kg	59kg (w/battery)	118kg (w/battery)
FEATURES					
Electric Starter	No	No	No	Yes	Yes
Voltage Regulation	Inverter	Inverter	Inverter	Inverter	Inverter
Voltmeter	No	No	No	No	Yes
AC Circuit Protector	Yes	Yes	Yes	Yes	Yes
DC Circuit Protector	Yes	Yes	Yes	Yes	Yes
Pilot Lamp	Yes	Yes	Yes	Yes	Yes
Fuel Gauge	No	No	No	Yes	Yes
Oil Alert	Yes	Yes	Yes	Yes	Yes
Auto Throttle	Eco-Throttle	Eco-Throttle	Eco-Throttle	Eco-Throttle	Eco-Throttle
Auto Choke	No	No	No	No	Fuel Injected
Large Capacity Air Cleaner	Yes	Yes	Yes	Yes	Yes
Large Capacity Fuel Tank	Yes	Yes	Yes	Yes	Yes
Large Capacity Muffler	Yes	Yes	Yes	Yes	Yes
4 Year Domestic Warranty*	Yes	Yes	Yes	Yes	Yes

OPERATING NOISE LEVEL CALCULATION

**LwA refers to sound power level and is measured at rated load, which is standardised by EU noise regulation. It is measured from 6 directions by a microphone placed 4 metres from the product in a closed anechoic room.

This room is not affected by environmental conditions. **dB refers to sound pressure level and is measured from 4 directions (front, back, right and left) by a microphone that is placed 7 metres from the product and 1.5 metres from the lawn ground. It is not measured in a closed room. Therefore, the data is affected by environmental conditions such as temperature.

*4 Year warranty applies to domestic use and does not apply to engines sold as separate units. **With Eco-Throttle switched on when rated at 1/4 output. Usage applications are recommendations only.

GENERATOR MAT

- Designed to fit the EU10i, EU22i and EU30iu Handy.
- Protects your generator from sucking up dust or sand while providing a stable non-slip platform.

Part no: L08GNMAT01 RRP \$55.84



PROTECTIVE COVERS

Protect your investment.

Part no: L08GC001R10 (EU10i) RRP \$97.60

Part no: L08GC001R20 (EU22i) RRP \$104.13

Part no: L08GC001R30 (EU30is) RRP \$117.13

Part no: L08GC002R30 (EU30iu) RRP 128.38



HONDA SECURITY CABLE

1500 x 10 mm diameter cable, providing increasing cutting resistance with a protective polyurethane coat. This security cable is a great way of protecting your investment.

Part no: L210820 RRP \$19.95



THEFT DETERRENT BRACKET

Custom made, powder coated steel bracket with tamper-proof bolts to deter thieves.

Part no: 63230Z07010L RRP \$53.75



PARALLEL LINK-UP KIT

Link up two generators for double the power output. Only same models can be linked.

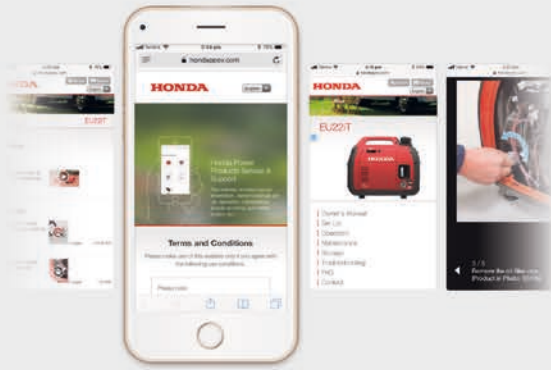
Part no: EU10i & EU22i 32360ZC3000L RRP \$110.63

Max: 15 amp output

HONDA INNOVATION



HONDA POWER PRODUCTS SERVICE AND SUPPORT



Get service information for your power products, setup, operation, maintenance and more. Best of all, it's absolutely free.

Scan the QR code or visit www.hppsv.com/AUS



4-STROKE TECHNOLOGY

Honda has always been dedicated to developing human and environmentally friendly engines of the highest quality. It's why the company has been focused on 4-stroke technology for over five decades.



ABSOLUTE POWER

The flagship for performance and fuel economy, the high horsepower range incorporates Honda's revolutionary Boosted Low Speed Torque (BLAST™) technology and Lean Burn Control (ECOMo) to deliver powerful acceleration together with outstanding fuel economy during cruising. The same Variable Valve Timing and Lift Electronic Control (VTEC) technology used in Honda F1 cars is also found inside the BF150, BF225 and BF250.



LEGENDARY F1 AND MOTOR-RACING PEDIGREE

Innovations such as the VTEC™ system (optimising power and efficiency at all engine speeds) were borne out of Honda F1 technology. A challenging spirit and never-ending passion for racing fuels the development of technologies found in every Honda product.



INSPIRED BY ASIMO, HONDAJET AND THE NSX

Soichiro Honda's willingness to challenge convention and dream big can be found today in each of our gardening products. The same innovation used for advanced applications like robotics, corporate jets and supercars, also goes into manufacturing Honda Power Equipment products.



POWERED BY WORLD CLASS RESEARCH & DEVELOPMENT

Global state-of-the-art R&D facilities are dedicated to researching, designing and developing cutting-edge products. Honda continues to challenge the way the world thinks by looking to the future through technology and innovation.



ONLY GENUINE PARTS AND ACCESSORIES

Every engine has been manufactured to uphold Honda's strict quality standards. So the purchase of a Honda is an investment in a product that's made to last. This ensures that when it comes to repairs or replacement, genuine parts will keep it functioning at the optimum performance level that's expected.



A DEDICATED NATION-WIDE DEALER NETWORK

All of our dealers share the same level of commitment to the Honda brand as they do their relationship with customers. When it comes to sales, service and parts, you can always rely on a Honda Power Equipment specialist for knowledge and advice.

AUTHORISED HONDA DEALERS

OUR 400+ NATIONAL DEALER NETWORK PROVIDES THE BEST ADVICE AND AFTERSALES SERVICE.



SALES

Dealers participate in Honda's factory training, covering; sales, products and the exclusive Honda Certified Technician (HCT) training program. You can trust their valuable advice and experience to help you choose the product that's just right for you and your needs.



SERVICE

The technicians at our authorised dealers perform a full pre-delivery inspection (PDI) on every Honda machine. They also offer the highest levels of aftersales service to keep your product in peak condition. Of course, you can be assured that they'll only use genuine Honda parts and accessories. We also provide industry-leading training to technicians across Australia through the Honda Certified Technician (HCT) program. This ensures that they will service and repair your Honda to the highest – and safest – standards.



EXPERTISE

Our Authorised Dealers are true experts in their field, with years of experience under their belt. In fact, their knowledge and experience plays an important role in making sure that our Research and Development team receives frequent customer feedback, so we can ensure that new and improved Honda models continue to meet your future needs.



STRONGER | CLEANER | QUIETER | STARTS-FIRST-TIME
4 YEAR WARRANTY*

Disclaimer: All prices listed include GST and are recommended retail prices only, there is no obligation to comply with the recommendation. Not all products listed in the brochure are available from every Authorised Power Equipment Dealership. Honda MPE reserves the right to change specifications and price at any time. *4 Year warranty applies to domestic use and does not apply to engines sold as separate units. For full Terms and Conditions, go to: www.honda.com.au or visit an authorised Honda Power Equipment Dealership. †2 Year warranty applies to domestic use of HRS, HRN and HRX models only.

VISIT HONDA.COM.AU OR JOIN THE CONVERSATION



[/HondaPowerEquipmentAU](https://www.facebook.com/HondaPowerEquipmentAU)



[/HondaPowerEquipmentAU](https://www.instagram.com/HondaPowerEquipmentAU)



[/HondaPowerEquipment](https://www.youtube.com/HondaPowerEquipment)

YOUR LOCAL AUTHORISED HONDA DEALER: